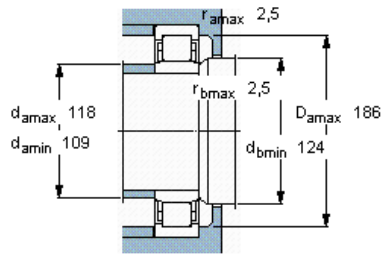
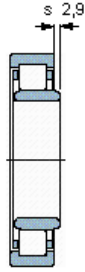
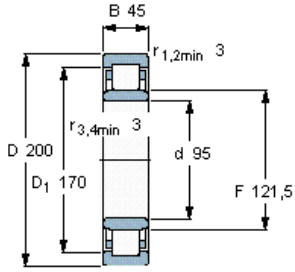
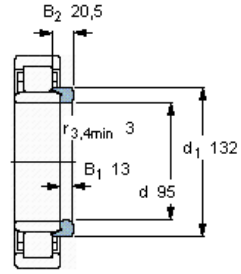


Cylindrical roller bearings, single row

Principal dimensions			Basic load ratings		Designation	Angle ring
d	D	B	dynamic C	static C0	* SKF Explorer bearing	Designation
mm			kN		-	-
95	200	45	390	390	NU 319 ECM *	HJ 319 EC



Calculation factors
 k_r 0,15
 e 0,2 γ 0,6



HJ 319 EC
 Mass kg 0,76